

MS grill works for windows at staff Apartments

type 1

12mm sq MS rods @ 100mm c/c




460

20-25mm width MS flat 5mm thick


(Screw holes shall be provided in the flat for fixing the grill with the aluminium frame as per the directions of EIC. Also necessary provisions shall be made for operating the window handles as per site conditions in the grill pattern)

type 2



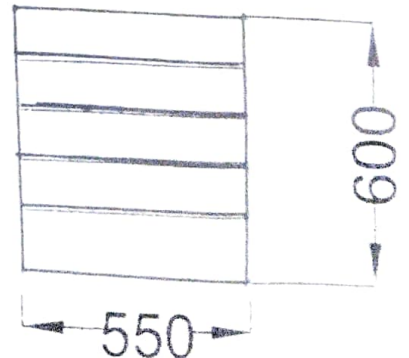
570

type 3



750

type 4



550

Note: The dimensions mentioned in the drawings are approximate value only. Fabrication of grills shall be done only after taking the actual site measurements of panels of each windows. All dimensions are in mm

[Signature]
AEEC